




Horizontal Mounting, PCB Current Transformer

The **CR8750** series, PCB Current Transformer provides a low cost method for monitoring electrical current. The transformer is intended to be mounted on a Printed Circuit Board with the current-carrying wire routed through the center window opening. A five-pin, non-symmetrical mounting pattern ensures correct orientation on the PCB. Two different winding ratios are available to accommodate various applications. The graph below illustrates how different values of burden resistors attached to the output terminal will provide a number of different output voltage ranges.



Specifications

Frequency: 60-400 Hz
Insulation Level: 600 V

Internet Resources <http://www.crmagnetics.com/>

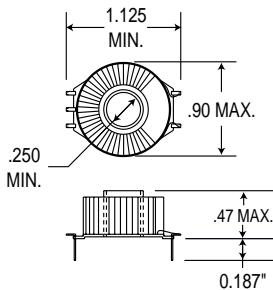
- Transformer Selection Guide: pcb.html
- Pricing: pricing/8750.html

Part Numbers

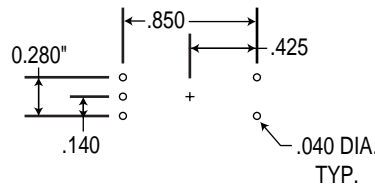
CR8750-□□□□ PCB CURRENT TRANSFORMER

0230 TURNS
1000 TURNS

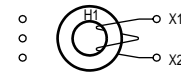
Application Notes



Outline Drawing

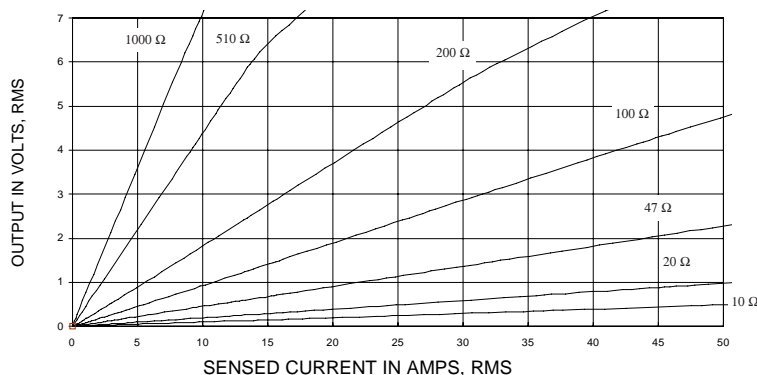


Recommended Mounting Hole Pattern (Top View)



Window Polarity (Top View)

Typical Response



CR8750-1000