

Loop-Powered AC Voltage Transmitter

DIN RAIL / PANEL MOUNT, AVERAGE RMS



CR4620
Single Element Transmitter
50 to 500 VAC Input Range



CR4640
Two Element Transmitter
50 to 500 VAC Input Range

CR Magnetics power supplies are matched perfectly for loop-powered transmitters. See Section B for Details.

The **CR4600** Series, Loop-Powered AC Voltage Transmitters are designed to provide a 4 - 20 mADC output that is proportional to the average RMS AC voltage input. These devices are best suited for general applications, such as fixed frequency voltage supplies.

Applications

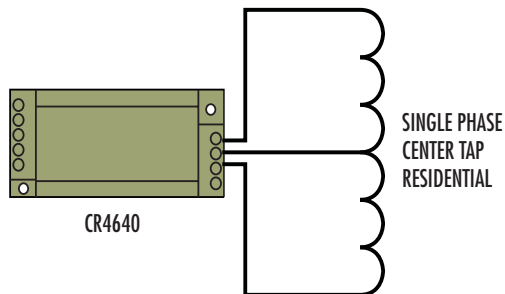
- Monitor for over/under voltage
- Sense phase loss
- Power monitoring
- Multi-point instrumentation needs

Features

- 35mm DIN Rail or Panel Mount
- Outputs isolated from inputs
- One or two element
- Connection diagram printed on case

Regulatory Agencies

- Approved to UL3111-1, First Edition, Amendment 2
- Approved to CAN/CSA-C22.2, No. 1010.1-92
- Meets requirement of IEC 61010-1 and BS EN 61010-1



TYPICAL APPLICATION RESIDENTIAL POWER

PART NUMBERS			
CR4620	-		Single element with 4 - 20 mADC output
CR4640	-		Two element with 4 - 20 mADC output

Add suffix for input range

- 50** - 0-50 VAC
 - 150** - 0-150 VAC
 - 250** - 0-250 VAC
 - 500** - 0-500 VAC *
- other ranges available

* not UL recognized



Another HUNTINGTON ELECTRIC Company

CR Magnetics, Inc. 3500 Scarlet Oak Blvd. St. Louis MO USA 63122 V: 636-343-8518 F: 636-343-5119

Web: <http://www.crmagnetics.com>

E-mail: sales@crmagnetics.com

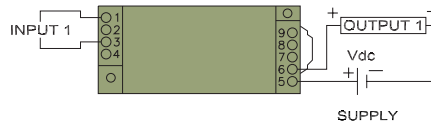
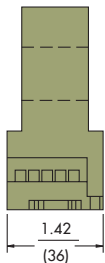

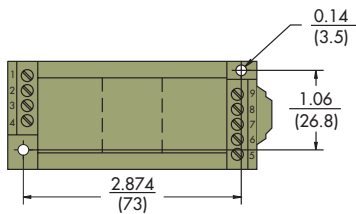
C
Transducers

Loop-Powered AC Voltage Transmitter

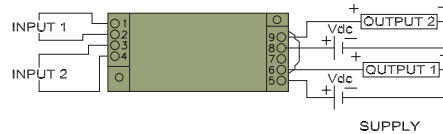
DIN RAIL / PANEL MOUNT, AVERAGE RMS

SPECIFICATIONS

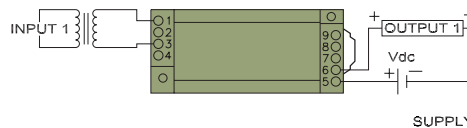
Basic Accuracy:.....	0.5%	Loop Voltage:.....	24 VDC
Thermal Drift:.....	500 PPM/°C	Frequency Range:....	50 Hz - 400 Hz
Operating Temperature:.....	0°C to +60°C	Typical Load:.....	0 - 300 Ω @ 24 VDC
Pollution Degree:.....	2	Compliance Voltage:.	16 to 28 VDC
Installation Category:.....	CAT II	MTBF:.....	Greater than 100 K hours
Response Time:	250 ms	Cleaning:.....	Water-dampened cloth
Insulation Voltage:.....	2500 VDC	Relative Humidity:.....	80% for temperatures up to 31°C and decreasing linearly to 50% at 40°C
Altitude:.....	2000 meter max.	Torque Specs.:.....	3.0 inch lbs. (0.4Nm)
Calibration:.....	Average Sensing, RMS Calibrated	Weight:.....	0.5 lbs.
Power Source:.....	Loop Powered		



CR4620 One Element
4 - 20 mADC Output



CR4640 Two Element
4 - 20 mADC Output



CR4620 One Element with
External Voltage Transformers * *



CR4640 Two Element with
External Voltage Transformers * *

OUTLINE DRAWING

CONNECTION DIAGRAM

* * USE CR MAGNETICS LOW AND MEDIUM VOLTAGE POTENTIAL TRANSFORMERS (SECTION H)

NOTE: The building installation must have a switch or circuit-breaker that is in close proximity and within easy reach of the operator. The switch or circuit breaker shall be marked as the disconnecting device for the equipment.



Another HUNTINGTON ELECTRIC Company

CR Magnetics, Inc. 3500 Scarlet Oak Blvd. St. Louis MO USA 63122 V: 636-343-8518 F: 636-343-5119

Web: <http://www.crmagnetics.com>

E-mail: sales@crmagnetics.com