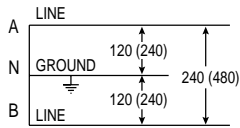
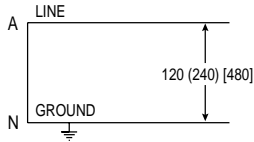


SINGLE-PHASE

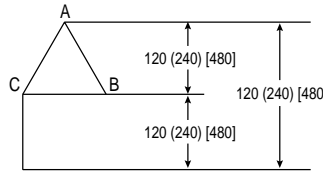


**120/240 V, 3 W (240/480 V, 3 W)
THREE-WIRE**

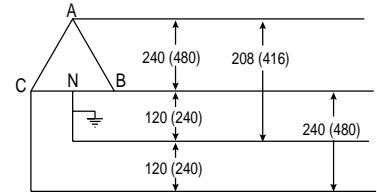


**120 V, 2 W (240 V, 2 W) [480 V, 2 W]
TWO-WIRE**

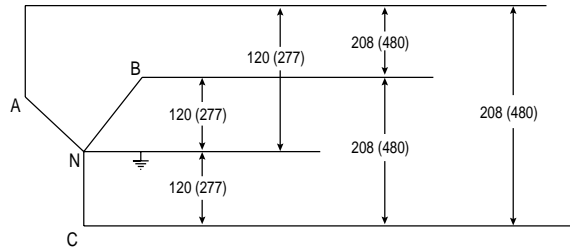
POLYPHASE



**120 V, 3 W (240 V, 3 W) [480 V, 3 W]
THREE-PHASE, THREE-WIRE**



**240/120 V, 4 W (480/240 V, 4 W)
THREE-PHASE, FOUR-WIRE DELTA**



**208Y/120 V, 4 W (480Y/277 V, 4 W)
THREE-PHASE, FOUR-WIRE WYE**