
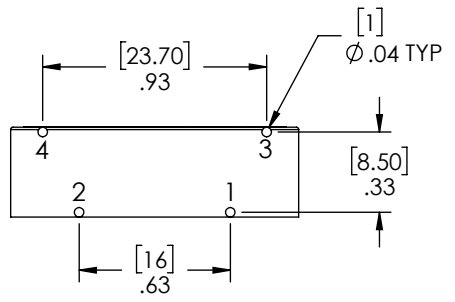
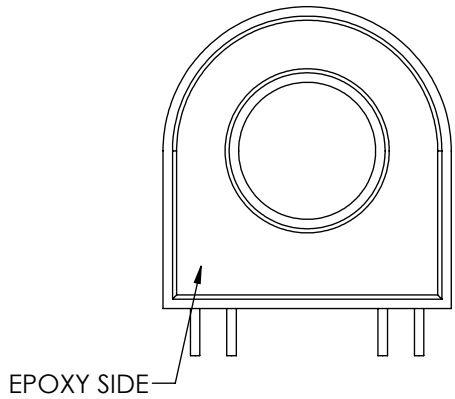
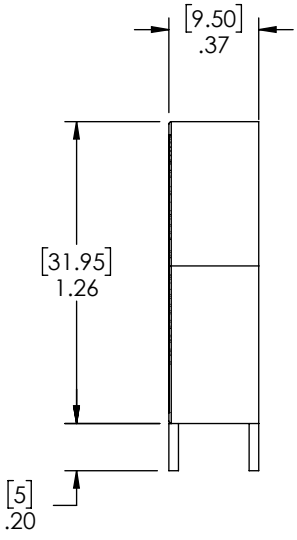
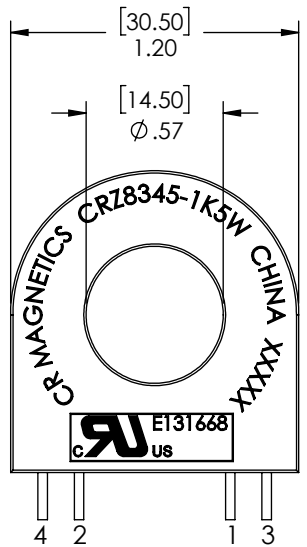


CURRENT TRANSFORMER SPECIFICATIONS	
RATED PRIMARY CURRENT (AMP) 50/60 Hz	0.01 ~ 1A
TURNS RATIO	$N_p:N_{s1}:N_{s2} = 1:1000:5$
SECONDARY NS1	$R_L = /< 100\Omega$
SECONDARY NS2	5 Test Turns @ 5mA Max Per Turn
D.C. RESISTANCE (Ω)@ 20°C	55 MAX
DIELECTRIC WITHSTANDING VOLTAGE (HI-POT)	4KVrms/1mA/1min
INSULATION RESISTANCE	DC500V/100M Ω min
OPERATING TEMPERATURE	-40°~85°C
STORAGE TEMPERATURE	-45°~90°C



DRAWING NO. CRZ8345-1K5W	REV. A
TEST CIRCUIT	
AGENCY APPROVALS:	



DO NOT SCALE THIS DRAWING.
 DIMENSIONS ARE IN INCHES UNLESS OTHERWISE NOTED
 3 PLACE DECIMALS: $\pm .005$ FRACTIONS: $\pm 1/64$
 2 PLACE DECIMALS: $\pm .01$ ANGLES: $\pm 1/2^\circ$



CR MAGNETICS
 3500 Scarlet Oak Blvd, St. Louis, MO 63122 USA

REV	ECN#	CHG BY	DATE	DESCRIPTION OF CHANGE	APPROVED
A	-	TB	6/25/22	NEW RELEASE	TB

NOTICE:
 THE INFORMATION CONTAINED IN THIS DRAWING IS THE SOLE PROPERTY OF CR MAGNETICS. ANY REPRODUCTION IN PART OR WHOLE WITHOUT WRITTEN PERMISSION IS PROHIBITED.

SCALE:	1.0"-1.0"
DRAWING BY:	TB
DATE:	6/25/22

TITLE:	CURRENT TRANSFORMER, Ni 1000T W/5 TEST WRAPS
PART FILE:	CRZ8345-K5W
DWG NO:	CRZ8345-1K5W

REV.
A
SHEET 1 OF 1